



Global Ecobrick
Alliance

Ecobrick Online Trainer Course

An intensive, four part online course that will get you up and running as a GEA Ecobrick Trainer. Learn the principles and techniques behind ecobricking, how to build, and how to share ecobricks. Learn through Skype sessions with one of our veteran trainers, guided readings and hands on work. Receive GEA Trainer certification and join our network of passionate ecobrickers around the world.



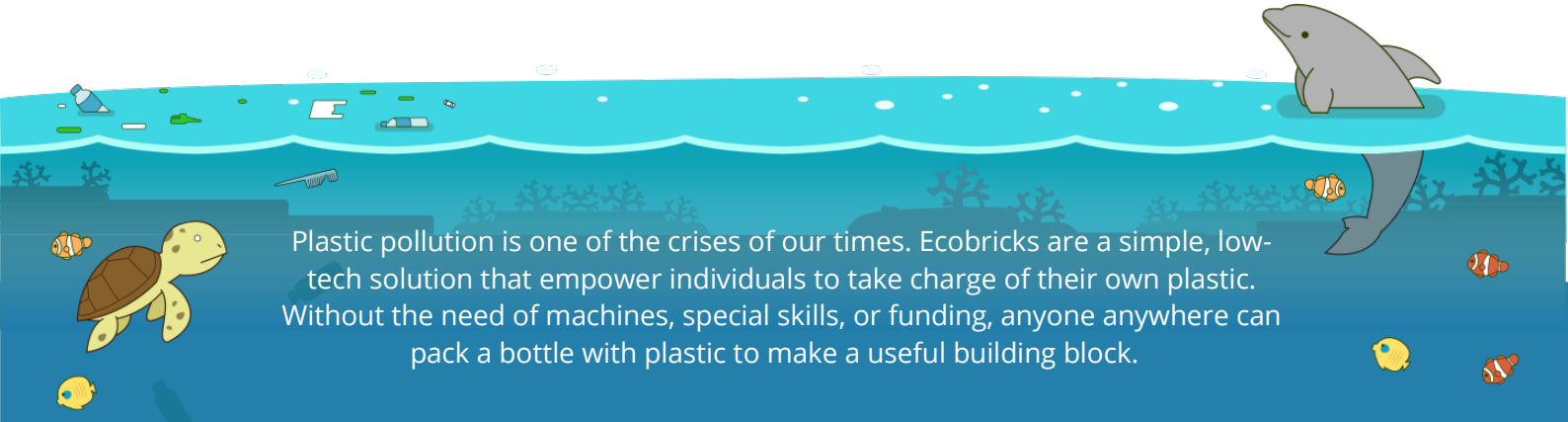


Get Ecobricking Right.



Ecobricks are a powerful, grassroots solution to plastic. When introduced properly, ecobricks spread like wildfire-- sequestering tons of plastic in months. When properly disseminated, ecobricks become a longterm community habit-- transitioning ecobrickers from consumption to eco-consciousness. What's the secret?

You! It all starts with a leader setting the example and personally showing the way. This four part trainer course, is lead by our most senior GEA Trainers, who have extensive field experience sharing and implementing ecobricks. The course will introduce you to our tried and tested methods and principles to dispel the illusions and ignorance around plastic and move onwards to the more beautiful world we all know is possible.



Plastic pollution is one of the crises of our times. Ecobricks are a simple, low-tech solution that empower individuals to take charge of their own plastic. Without the need of machines, special skills, or funding, anyone anywhere can pack a bottle with plastic to make a useful building block.



Empower your Ecobrick Story



Upon completion of a GEA Online Trainer Course, participants become a member of our trainer directory and network, and are certified to lead GEA Starter Workshops.

Our Ecobrick training program has been developed by the GEA team over hundreds of ecobrick trainings around the world. Our team of trainers, through trial and error, has gained valuable insights on the most effective way of undermining the illusions around plastic. Through this workshop we will share our insights and resources with you so that you can lead your own ecobrick workshops, avoid the pitfalls we've already experienced, and ensure the transition from one-time workshop to life-time habit. The Training Program will focus first on your own ecobrick practice and on deepening your understanding of the core ecobrick principles. In this way, as you do lead workshops, you can tap the most potent resource there is: *your own story and experience*.



The training involve four sets of readings, work and Skype review with one of our senior GEA trainers. The four sessions will address the following questions:

1. **Why Ecobrick?** An examination of the science, principles and core concepts behind ecobricking.
2. **How to Ecobrick?** Learn the best practices of making an Ecobrick and logging it online.
3. **How to build with ecobricks?** Make your own ecobrick module with our guidance
4. **How to share ecobricks?** After your first ecobrick workshop, review the process with our trainer



Our Resources, Your Resources

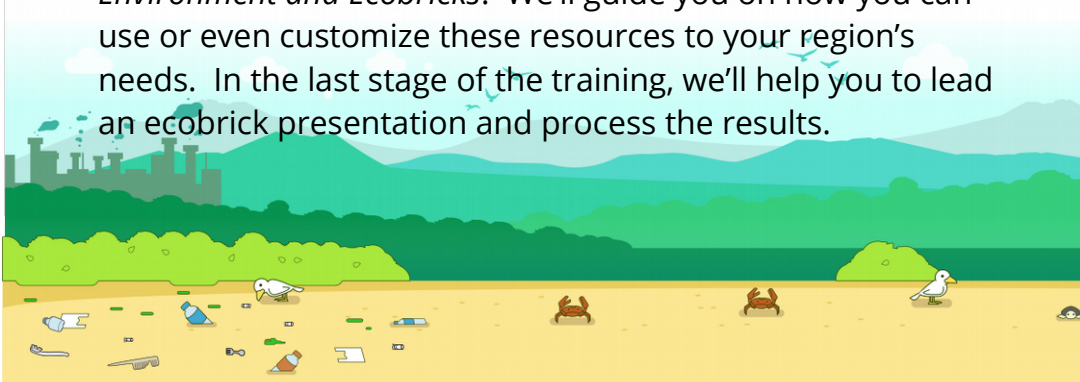
Our GEA trainers have gone on to introduce ecobricking to thousands of schools, womens' and mens' groups, NGOs, companies, municipal, provincial and national governments-- resulting in hundreds of tons of plastic kept out of the biosphere. How do they do it?

We all have access to the same amazing open source resources! Everything from our booklets to our documentaries are cocreated by Illustrators, writers, engineers, cartoonists and animators from around the world who have given their good energy to the movement. It's all under a Creative Commons open source license (you can take it and modify it, translate it and republish it) and it's all free (you can make as many copies as you like and share them).

During the Online Training we will introduce you to our three main booklets, *The Vision Ecobrick Guide*, *The Vision Ecobrick Construction Guide*, and the presentation *Plastic, The Environment and Ecobricks*. We'll guide you on how you can use or even customize these resources to your region's needs. In the last stage of the training, we'll help you to lead an ecobrick presentation and process the results.



Ecobricking is first and foremost about education and the raising of ecological consciousness. Accordingly we have developed powerful graphics, animations, movies and more to raise awareness about the dangers of plastic.





Sessions & Curriculum

Session 1

Why Ecobrick?

- We will review in detail the presentation *Plastic, the Environment and Ecobricks*.
- Discussion of plastic and waste management situation in your region.
- The dangers of plastic once it gets into the environment



Hands on Ecobricking

- We will review the best practices in ecobrick making
- We will review your ecobricking experience and results
- We will discuss the keys and importance of ecobrick quality, and what to watch for in your students



How to make an Ecobrick?

Making an Ecobrick is simple. But, start right—this is a long-term lifestyle habit that you are beginning. Your first ecobrick is your most important-- follow the simple guidelines to make it great.

Session 2

Logging your Ecobrick with GoBrik

- We'll get you up and running on GoBrik
- Create and manage your community team
- Log your first ecobricks




Session 3

Ecobrick Building basics


- We will review the Ecobrick Construction Guide and the principles of bottle building
- You'll build your first module with our guidance
- We will plan your first building project

Hexagon Milstein Module



19 Ecobricks

Dieleman Lego Module



16 Ecobricks

Session 4

Leading an Ecobrick Training workshop

- You will lead a workshop in your community
- We'll review your experience and results
- We'll help you plan your community building project





Participants, Preparation & Costs



Training Cost:
175\$ USD

Payment to be made via paypal to confirm course go-ahead. We'll then work with you to schedule your sessions.

Scheduling

We suggest scheduling the program over four weeks. However, this can be sped up depending on the progress you have already made ecobricking, and how quickly you can gather 12 ecobricks for a module, and schedule your community workshop.



Ecobrick online trainings are ideal one-on-one, however, they can involve as many people as you can fit into a Skype screen! Each participant however, is responsible for their individual preparation and work and fulfilling the course requirements.

Preparation Requirements:

- A Skype account and internet access for teleconference
- ~300g of clean and dry plastic per participant
- A bamboo or wooden stick for each participant
- A dozen 600ml (or less) plastic bottles of the same brand
- A silicone gun and one silicone cartridge (can be shared by a group)
- Scissors, a box cutter and permanent marker

Course Completion Requirements

- Attend each of the four review sessions
- The completion of one ecobrick with a density above 0.33g/ml
- Create their GoBrik trainer account
- Successfully log their ecobrick on GoBrik
- The completion of one ecobrick/bottle furniture module
- Complete one ecobrick starter workshop in your community
- Create a plan for a community ecobrick project



Join the Movement

We're tremendously excited about ecobricks-- and about you joining and amplifying the movement with your passion. Ecobricks aren't just a way to take care of our plastic, but a way to come together with others working on all the other regenerative solutions that are paving the way for the beautiful world that we all know is possible. Becoming a GEA trainer is a way to super charge the bigger initiatives and vision you are already working on.

You will move on from the successful completion of the program with:

- You will have full confidence in your personal ecobricking and your sharing of ecobricks
- You will be added to the GEA Trainer directory, with a year membership.
- Your personal GEA Trainer Certificate will be emailed to you for printing
- You will be certified to lead official GEA courses and charge according to our fee structure
- You can customize our GEA Starter Workshop Document for your country
- You will be listed on the GEA Trainer geo-directory: [Ecobricks.org/map](https://ecobricks.org/map)
- You will have GEA Trainer Status on the GoBrik App
- You will have the ability to manage and review the progress of your trainees on GoBrik
- You will be connected to the GEA network of trainers
- You get access to our repository of illustrations, graphics, and publication source files.
- You can gain our assistance contextualizing resources for your region
- You have the option to work with the GEA core team on national and global initiatives

You can view a map of the [GEA Trainer directory](https://ecobricks.org/map) on our main [Ecobricks.org](https://ecobricks.org) site.



See what are amazing trainers are up to by [following us on Facebook](#)



Ecobricks.org
Global Ecobrick Alliance

Contact us to get started with your GEA Online Trainer Program at vision@ecobricks.org

See Ecobricks.org for our other training options:



We envision a world where we have transitioned from waste, trash, and pollution to live in harmony with the cycles of life.